

Simple Weighing Indicator

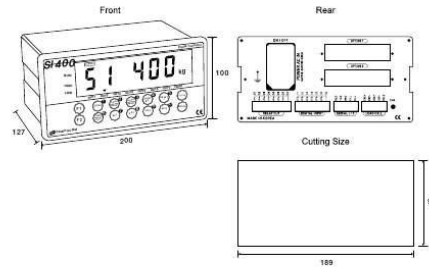
SI 400



Feature

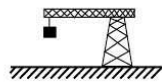
- Dual color display
- User custom setting : External input, Relay output
- Hold Function : Sample, Average, Peak
- SD memory (Option card)
- MODBUS(RTU) protocol (Option card)

Physical Dimension [Unit:mm]



ANALOG PART	Input Sensitivity	Min. 0.1 μ V / Digit
	Load Cell Excitation	DC 5V
	Non-Linearity	0.001% of Full Scale
	Input Signal	Max 3.0 mV/V
	A/D Sampling	Max 60 time/sec, Sigma-Delta
	Resolution	Internal : 1/2,000,000 External : 1/20,000
DISPLAY PART	Main Display	7 Segment, 6 Digit Red FND, Letter size : 25.4mm
	State Alarm	Green LED, 8EA
	Under Zero	Minus(-) Display
GENERAL PART	Power Supply	AC Free Voltage(AC 100V ~ 240V, 50/60Hz)
	Operating Condition	Temperature : -10 $^{\circ}$ C ~ +40 $^{\circ}$ C, Humidity : Under 85% RH
	Size/Weight	200(W)x100(H)x126.5(D) / 1.23kg
	Communication	RS232C, Current loop Standard built in, Modbus (Option)
	External Input	6EA
	Relay Output	None
	OPTION PART (Max 2EA)	Analog Output 0-10V, 4-20mA / Serial Interface RS232C, RS422, RS485 BCD Input / BCD Output / Ethernet / SD memory card

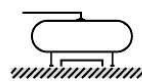
INDICATOR



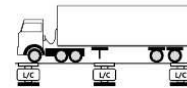
CraneScale



Tester



Tank Scale



Truck Scale